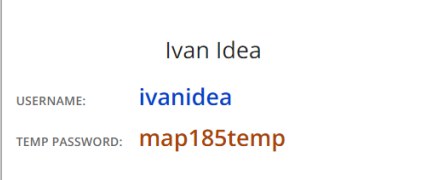


## How To ... sign in to your Suburani account (a guide for students)

The system is designed to ensure that only you know your permanent password. The **first time you sign in, your password will change** from a *temporary* password (supplied by your teacher) to a *permanent* password, displayed to you on screen. **You will need to make a note of your permanent password when it is displayed during this process. It won't be shown to you again**, so if you don't make a note of it, you'll need to ask your teacher for a new temporary password, and start over again.

1. Your teacher will tell you your username (e.g. **ivanidea**) and give you a *temporary* password which will end in 'temp' (e.g. **map185temp**).



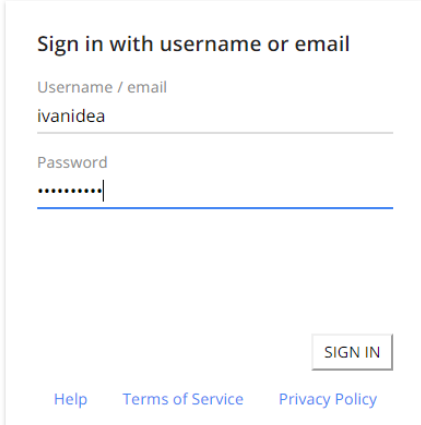
Ivan Idea

USERNAME: **ivanidea**

TEMP PASSWORD: **map185temp**

2. Go to [www.Suburani.com](http://www.Suburani.com) and click 'SIGN IN'

Enter your username and *temporary* password, and click 'SIGN IN'



Sign in with username or email

Username / email  
ivanidea

Password  
.....|

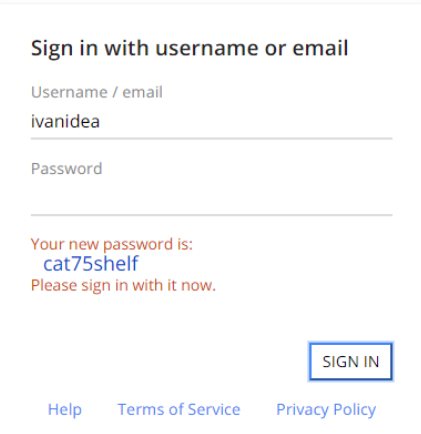
SIGN IN

[Help](#) [Terms of Service](#) [Privacy Policy](#)

3. The software will recognise the password was temporary and show you a **new, permanent** password (e.g. **cat75shelf**).

**Make a note of your permanent password now** – you can't see it any other time. Take a photo, screenshot, or write it down – you won't remember it later!

Once you've made a note of your new, permanent password, use it to sign in. Use this permanent password from now on.



Sign in with username or email

Username / email  
ivanidea

Password

Your new password is:  
**cat75shelf**  
Please sign in with it now.

SIGN IN

[Help](#) [Terms of Service](#) [Privacy Policy](#)

4. If you forget your permanent password, ask your teacher to create a new *temporary* password for you. You can then try the process again (back to Step 1).